

ULTRAROOF ORDER FORM



ORDER

QUOTE

New Build Replacement Project

PLEASE SKETCH YOUR PREFERRED DESIGN HERE

- mark window, door & wall positions/types.

INDICATE ON DRAWINGS IF ANY PART OF THE PROJECT IS EXISTING

DIMENSIONS Internal frame to internal frame External fascia to external fascia

ACCOUNT No.

Company Name

Order Number

JOB REFERENCE

Company Contact

Telephone No.

Email

Delivery Address

.....

.....

***POSTCODE**

***Required for structural snow / wind loading**

Delivery Date Req

Quotation Ref

CRITICAL INFORMATION

Site Postcode

Roof Pitch

CUSTOMER NOTE: Please carefully read the Ultrarroof Technical Guide before filling in order details

HOW TO PLACE AN ORDER FOR ULTRAROOF:

1. Sketch plan & elevations.
(If necessary, attach photos of existing property. Indicate on drawings if any part of project is existing).
2. Mark and caption the positions of all walls, brick piers, windows/doors, cut outs / intrusions.
3. Mark the preferred positions of any
 - a) roof windows (vents) or velux
 - b) rectangular glazed panels.
4. Upon placement of your Ultrarroof order, an order confirmation is generated which must be signed and emailed back.

NOTES:

Please see p29 of Ultrarroof technical guide for list of what IS / IS NOT included

Job No.:3598

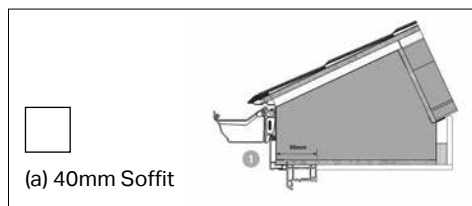
PLAN VIEW

FRONT ELEVATION

LEFT ELEVATION

RIGHT ELEVATION

DECIDE ON EAVES SET OUT Tick box (a) or (b)



N.B. If not sat solely on frames, choose one of the options described on page 63 of Ultrarroof guide to selling, surveying and specifying.

Please sign and return to
sales@pcrl.co.uk

SIGNED

DATE

ULTRAROOF ORDER FORM



JOB REFERENCE

TILE COLOUR

- Carbon grey Harvest brown Terra brick

SOIL PIPE TILE TRIM KIT (mark plan)

Quantity: NOTE: Ensure you specify the correct soil pipe flashing kit (not supplied). Tile finishing trims ARE supplied.

HIP AND RIDGE TYPE / FINISH

- Powder coated aluminium hip cap & ridge Hip & ridge tile in same material as Ultratile

- HIP / RIDGE COLOUR** Grey Brown Brick

ROOF VENTS AND MECHANISM (mark plan)

- Brass Manual Spindle Manual Spindle and pole Manual Spindle and telescopic pole

- Chrome Manual Spindle Manual Spindle and pole

- Electric motor with digital thermostat and rain sensor Electric motor and rocker switch
 Electric motor with radio and remote control Electric motor with thermostat (AVTD002)
 Electric without switch/thermostat (Motor only)

FRAME STIFFENER (Always supplied* on gable roofs, recommend on lean-to's above door sets - please confirm frame colour)

- Yes No Internal colour External colour

STRUCTURAL GALLOWS BRACKET FOR BOX BEAM

(if design needs one, check survey guide)

- QTY

Soffit size (if there is one)

GABLE BOLSTER

(If ticked, please confirm frame colour)

- Where additional movement is expected i.e. above bi-fold doors, gable bolster should be specified.

GLASS OPTIONS - WARM EDGE SPACER

- Active Blue 1.2u 61% Active Clear 1.2u Active Neut 1.2u 61% Unglazed
 Active Blue 1.0u 86% Clear Tough 2.8u Bronze Antisun
 Celsius One 1.0u 83% Celsius Elite 0.9u 83% Celsius Clear 1.0u 58%

VELUX ROOF WINDOW (Velux windows not supplied. Velux products not included in price)

Please indicate positions on plan. NOTE: Ensure a Velux EDL flashing kit is ordered for each Velux window (not supplied).

- CK01 CK02 CK04 CK06

CORNICE (Curved ONLY)

- Yes No Grey White

DOWNPIPE

- Round Square
 White Black Grey Brown Caramel

GUTTER

- White Black Grey Brown Caramel

SOFFIT

- White Black Grey Rosewood Mahogany Light Oak

ANCILLARY EXTRAS

The installer is responsible for ensuring that where Ultrarroof is supported by means such as masonry or timber/PVCu frame walls, the structure provides enough lateral support and resistance to wind uplift. Further guidance can be obtained through Ultrarroof's technical documentation/guides. Wendland is not responsible for the structural adequacy of any existing building work used as part of an overall project. Whilst assistance is provided ultimate responsibility for securing Building Regulations lies with the retail installer.

Job No.:3598

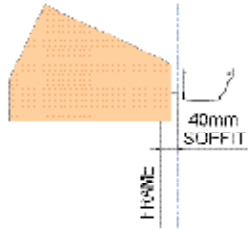
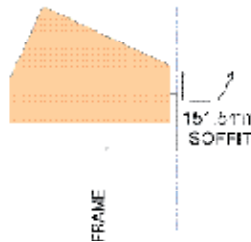
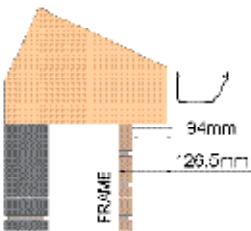
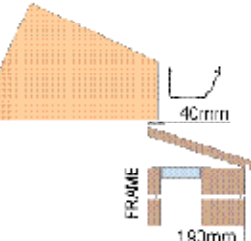
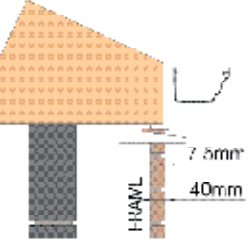
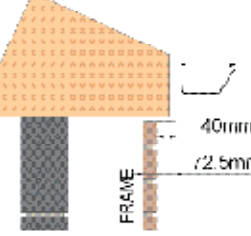
Please sign and return to
sales@pcrl.co.uk

SIGNED

DATE

ULTRAROOF ORDER FORM

JOB REFERENCE

		Soffit Relative to EXTERNAL BRICK (300mm Cavity wall)	SOFFIT RELATIVE TO EXTERNAL FRAME (70MM FRAMES)	Tick option used for this roof
Standard Soffit on frames		N/A	40mm	
Extended Soffit on frames		N/A	151.5mm	
Brick Option 1 aligns roof with inner leaf of 300mm wall		94mm	126.5mm	
Brick Option 2 ONLY used when roof is on a boundary wall		-190mm	40mm	
Brick Option 3 Maintains 40mm soffit relative to frame		7.5mm	40mm	
Brick Option 4 Maintains 40mm soffit relative to brick		40mm	72.5mm	

Job No.:3598

Please sign and return to
sales@pcrl.co.uk

SIGNED

DATE